

Canvas

Helping you keep track of due dates, deadlines, and all your classwork



Why Canvas?

To Do

- Sound of Thunder Questions **x**
10 points | Sep 9 at 11:59pm |
- First Zoom Day **x**
10 points | Sep 10 at 11:59pm |

2019/2020 - Hillside Middle ...

Grades for Test Student

[Print Grades](#)

[Home](#)
[Announcements](#)
[Assignments](#)
[Discussions](#)
Grades
[People](#)
[Pages](#)
[Files](#)
[Syllabus](#)
[Outcomes](#)
[Quizzes](#)
[Modules](#)
[Conferences](#)

Grading Period: Term4 Arrange By: Due Date [Apply](#)

Name	Due	Status	Score	Out of	
Invent the Future Pt. 1	Mar 30 by 11:59pm		9.5	14	
Technology Continued...	Mar 30 by 11:59pm		8	12	
Activity 3/18/2020	Mar 30 by 11:59pm		✓	10	
Technology Short Response	Mar 31 by 11:59pm	LATE	35	40	

Submit

3 Last Attempt Details:

Time:	less than 1 minute
Current Score:	7 out of 10 *
Kept Score:	9 out of 10
* Some questions not yet graded	

What information will this presentation cover?

- ❖ Logging in to Canvas
- ❖ Accessing daily assignments
- ❖ Submitting assignments
- ❖ Taking practice quizzes
- ❖ Checking grades
- ❖ Retrieving absent work

Logging in to Canvas

- #1 - Go to hillside.slcschools.org
- #2 - Click the second green button that reads "Canvas"
- #3 - Log in using your student email and password.

#1

#2

Hillside In-Person Orientation Schedule for Students

Monday, August 24, 2020

Parents,

This week and next, August 25 through September 2, is our In-Person Student Orientation. The purpose of the orientation is 3-fold:

1. Welcome and meet students on a small scale.
2. Assess students in Math and Reading to calculate the level where they are beginning this school year.
3. Students will be given their Student Supply Kit and receive a laptop computer if needed for online learning.

EXAMPLE

Student Name	Student ID	@slcstudents.org
Jose Lopez	123456	@slcstudents.org



#3

Student EMAIL
jose.l456@slcstudents.org



Student PASSWORD
husky123

Daily Assignments

#1 - Go to your language arts Canvas page.

#2 – Under quick access links, click the orange “This Week’s Assignments” button.

#3 – Click on the day’s assignment.

#1



#2




#3

Week 1 Calendar (September 8-11)

MONDAY	TUESDAY	WEDNESDAY	THURSDAY	FRIDAY
NO SCHOOL	Disclosure Document Assignment	Practice with Nearpod	Vocab.com and joinmyquiz.com	Review

OR Modules



Language Arts 7 - 2(A) - 20-21 - Howard



Submitting Assignments

#1 – After clicking on an assignment, complete it by typing into the document that appears.

#2 – Click the submit button.
#3 – Click the finished button.

Pre-Colonial Worksheet

Please do this worksheet by tomorrow:

The embedded document below is a document that your teacher has created for you called a Cloud Assignment. You'll be able to edit the document in Canvas or in Google Documents. Once you have completed the assignment, you'll be able to submit it by using the submit button located on this page.

Unit 1 Assignment.docx

#2



Unit 1 Assignment.docx

File Edit View Insert Format Tools Table Add-ons Help Last edit was 14 minutes ago

Unit 1 Assignment

Overview of Pre-Colonial to 1789

Objective

Lorem ipsum dolor sit amet, consectetur adipiscing elit. Suspendisse adipiscing purus purus, id tincidunt leo venenatis eget. Pellentesque in urna quis dolor vestibulum aliquam sit amet ut ante. Vivamus interdum magna erat. ut

#1

#3



Taking Practice Quizzes

The screenshot shows a quiz page for 'First Quiz' with the following details: Due No due date, Points 8, Questions 5, Time Limit 90 Minutes. The instructions state: 'Please read the questions carefully. You can only submit this quiz once.' A blue button labeled 'Take the Quiz' is highlighted with a red box. A black arrow points from this button to a larger blue button labeled 'Take the Quiz'. Below this, another screenshot shows a question: 'Question 2: Did you run Proctortrack APP before attempting this quiz?' with radio buttons for 'True' and 'False'. A 'Submit Quiz' button is highlighted with a red box. A black arrow points from this button to a larger blue button labeled 'Submit Quiz'.

The Articles of Confederation and the Constitution Quiz

Due Apr 6, 2017 at 11:59pm Points 10 Questions 10
Available until Apr 6, 2017 at 11:59pm Time Limit 30 Minutes Allowed Attempts Unlimited

Instructions

Before taking the quiz make sure you have fully reviewed [Amendments to the Constitution](#) and [Articles of Confederation and Constitution Wrapup](#). You have 2 attempts at this quiz. Good luck!

Take the Quiz Again




3 Last Attempt Details:

Time:	less than 1 minute
Current Score:	7 out of 10 *
Kept Score:	9 out of 10
* Some questions not yet graded	


2 Attempts so far
[View Previous Attempts](#)

Checking Grades

2019/2020 - Hillside Middle ...

- Home
- Announcements 
- Assignments
- Discussions
- Grades**
- People
- Pages 
- Files
- Syllabus
- Outcomes 
- Quizzes
- Modules
- Conferences

Grades for Test Student

 Print Grades

Grading Period

Arrange By






Term4



Due Date



Apply


Name	Due	Status	Score	Out of	
Invent the Future Pt. 1	Mar 30 by 11:59pm		9.5	14	
Technology Continued...	Mar 30 by 11:59pm		8	12	
Activity 3/18/2020	Mar 30 by 11:59pm		✓	10	
Technology Short Response	Mar 31 by 11:59pm	LATE	35	40	 

Click [here](#) for a complete list of the symbols you might see in the Canvas gradebook.

I was absent.
Where do I
find the work
I missed?

Modules

- 2020/2021 - Hillside Middle ...
- Home
- Modules
- Microsoft 365 Apps
- Office 365
- Grades
- Utah Compose
- Nearpod
- Sora
- PowerSchool Student Portal
- Reading Inventory (RI)



Language Arts 7 - 2(A) - 20-21 - Howard



- 2020/2021 - Hillside Middle ...
- Home
- Modules
- Microsoft 365 Apps
- Office 365
- Grades
- Utah Compose
- Nearpod
- Sora
- PowerSchool Student Portal
- Reading Inventory (RI)

- Canvas: Overview and Resources
- Welcome to Class: Your Journey Begins Here!
- Week 1 (September 8-11)
 - 📅 Week 1 Calendar (September 8-11)
 - 📅 First Zoom Day
Sep 10 | 10 pts

The End